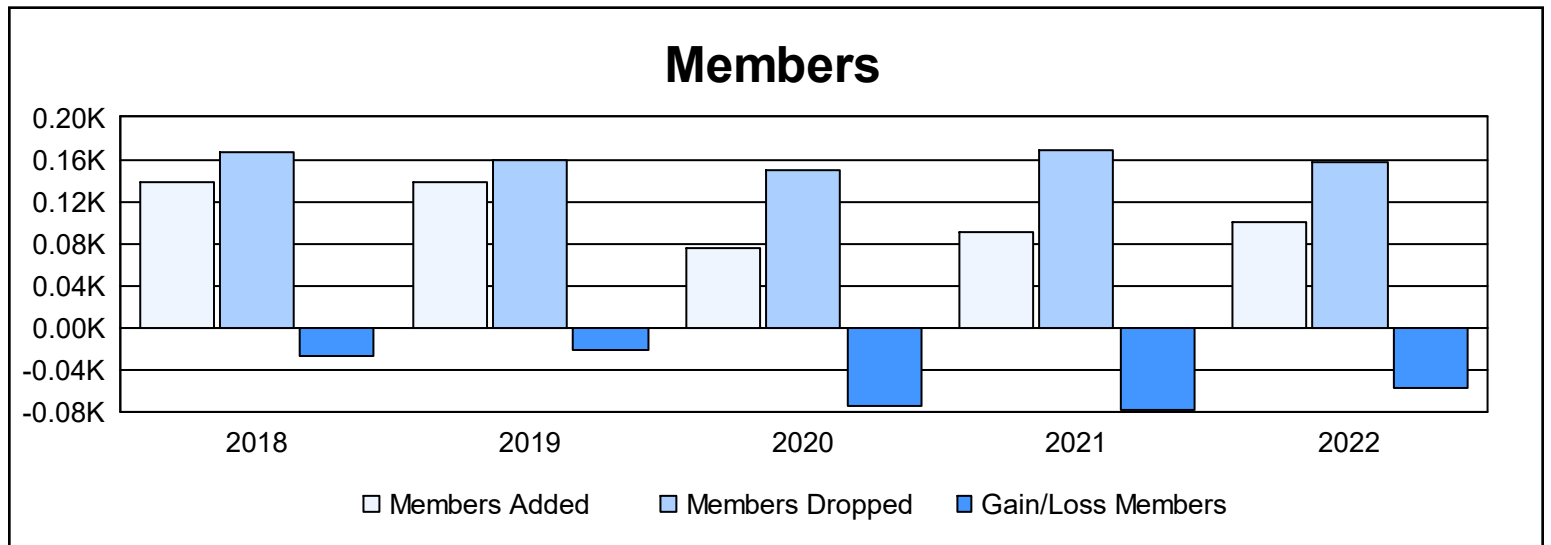
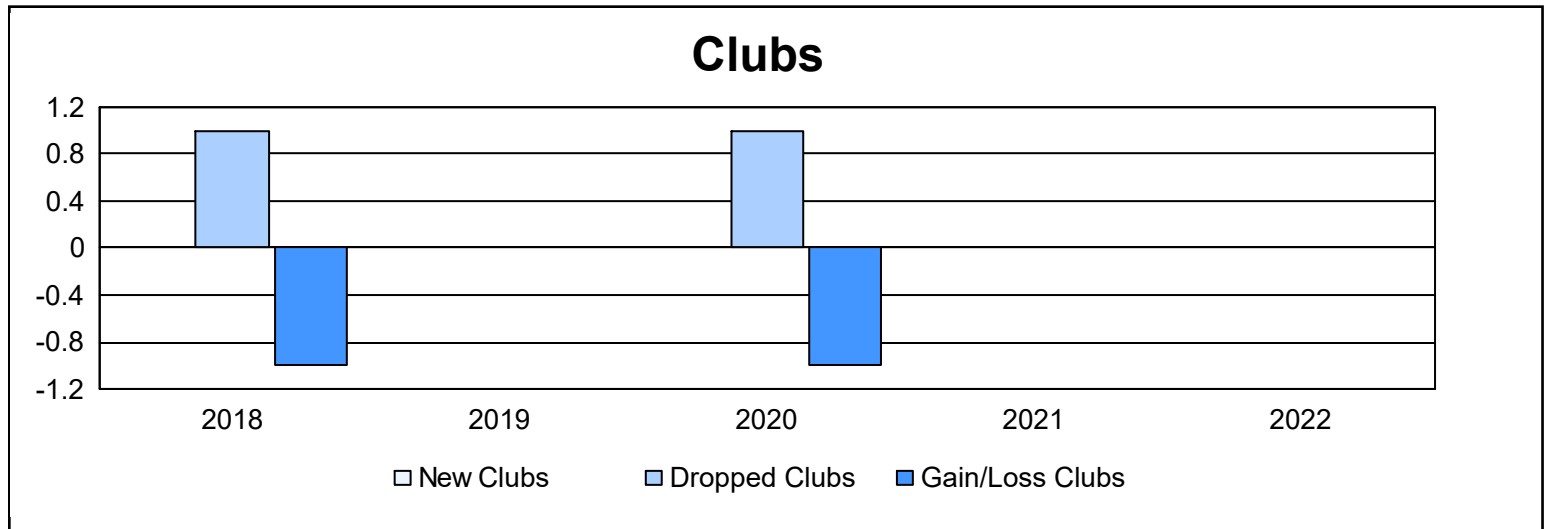
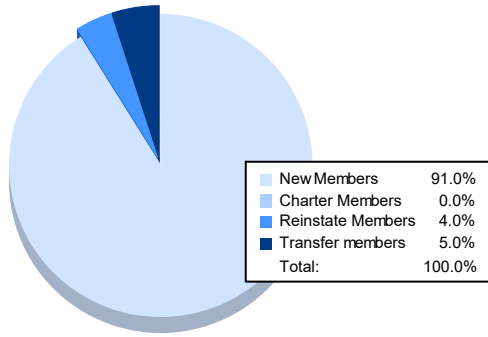


Year	New Clubs	Dropped Clubs	Gain/ Loss Clubs	New Members	Charter Members	Reinstate Members	Transfer Members	Total Member Added	Total Members Dropped	Gain/ Loss Members
2017-2018	0	1	-1	122	1	5	11	139	167	-28
2018-2019	0	0	0	119	0	8	12	139	160	-21
2019-2020	0	1	-1	69	1	3	3	76	150	-74
2020-2021	0	0	0	74	0	6	10	90	168	-78
2021-2022	0	0	0	91	0	4	5	100	158	-58
<b>Average</b>	<b>0</b>	<b>0</b>	<b>0</b>	<b>95</b>	<b>0</b>	<b>5</b>	<b>8</b>	<b>109</b>	<b>161</b>	<b>-52</b>



### Membership Composition June 2022 Cumulative



### Gender Composition June 2022 Cumulative

